




Manim Slides: A Python package for presenting Manim content anywhere

J rome Eertmans ¹

¹ ICTEAM, UCLouvain, Belgium

DOI: [10.21105/jose.00206](https://doi.org/10.21105/jose.00206)

Software

- [Review](#) 
- [Repository](#) 
- [Archive](#) 

Submitted: 03 March 2023

Published: 08 August 2023

License

Authors of papers retain copyright and release the work under a Creative Commons Attribution 4.0 International License ([CC BY 4.0](https://creativecommons.org/licenses/by/4.0/)).

Summary

Manim Slides is a Python package that makes presenting Manim animations straightforward. With minimal changes required to pre-existing code, one can slide through animations in a *PowerPoint-like* manner, or share its slides *online* using RevealJS' power.

Introduction

Presenting educational content has always been a difficult task, especially when it uses temporal or iterative concepts. During the last decades, the presence of computers in classrooms for educational purposes has increased enormously, allowing teachers to show animated or interactive content.

With the democratization of YouTube, many people have decided to use this platform to share educational content. Among these people, Grant Sanderson, a YouTuber presenting videos on the theme of mathematics, quickly became known for his original and quality animations. In 2018, Grant announced in a video that he creates his animations using a self-developed Python tool called Manim ([Sanderson, 2018](#)). In 2019, he made the Manim source code public ([Sanderson, 2022](#)), so anyone can use his tool. Very quickly, the community came together and, in 2020, created a "fork" of the original GitHub repository ([The Manim Community Developers, 2022](#)), in order to create a more accessible and better documented version of this tool. Since then, the two versions are differentiated by using ManimGL for Grant Sanderson's version, as it uses OpenGL for rendering, and ManimCE for the community edition (CE).

Despite the many advantages of the Manim tool in terms of illustrating mathematical concepts, one cannot help but notice that most presentations, whether in the classroom or at a conference, are mainly done with PowerPoint or PDF slides. One of the many advantages of these formats, as opposed to videos created with Manim, is the ability to pause, rewind, etc., whenever you want.

To face this problem, in 2021, the manim-presentation tool was created ([Galatolo, 2021](#)). This tool allows you to present Manim animations as you would present slides: with pauses, slide jumps, etc. However, this tool has evolved very little since its inception and does not work with ManimGL.

In 2022, Manim Slides has been created from manim-presentation, with the aim to make it a more complete tool, better documented, and usable on all platforms and with ManimCE or ManimGL. After almost a year of existence, Manim Slides has evolved a lot (see [comparison section](#)), has built a small community of contributors, and continues to provide new features on a regular basis.

Easy to Use Commitment

Manim Slides is committed to be an easy-to-use tool, with minimal installation procedure and few modifications required. It can either be used locally with its graphical user interface (GUI), or shared via one of the two formats it can convert to:

- an HTML page thanks to the RevealJS Javascript package ([Hattab, 2022](#));
- or a PowerPoint (.pptx) file.

This work has a very similar syntax to Manim and offers a comprehensive documentation hosted on [GitHub pages](#), see [Figure 1](#).

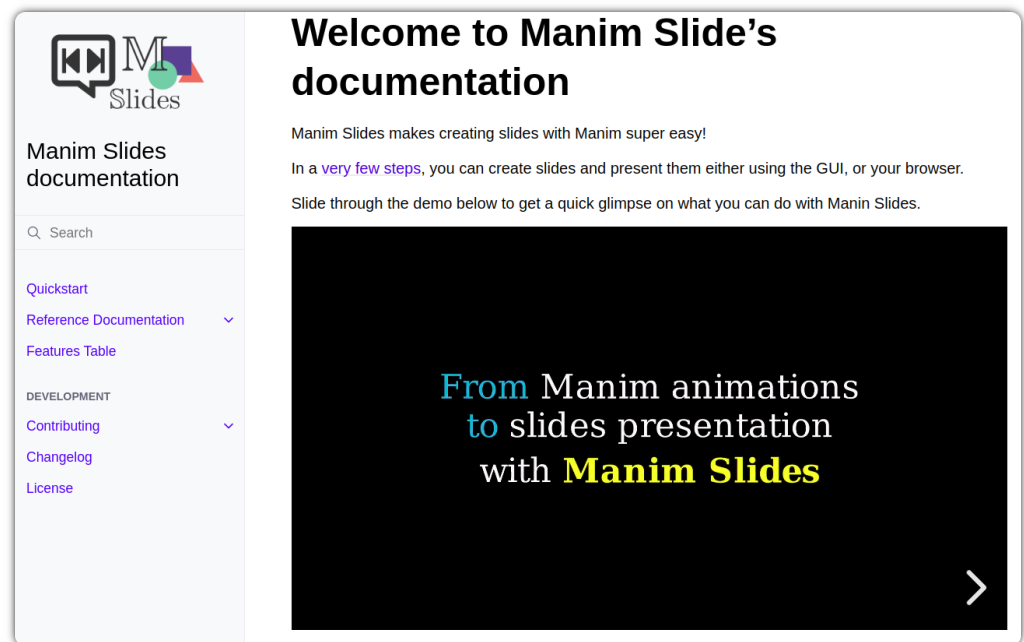


Figure 1: Manim Slides' documentation homepage.

Example usage

We have used manim-presentation for our presentation at the COST Interact, hosted in Lyon, 2022, and [available online](#). This experience highly motivated the development of Manim Slides, and our EuCAP 2023 presentation slides are already [available online](#), thanks to Manim Slides' HTML feature.

Also, one of our users created a short [video tutorial](#) and posted it on YouTube.

Stability and releases

Manim Slides is continuously tested on most recent Python versions, both ManimCE and ManimGL, and on all major platforms: **Ubuntu**, **macOS** and **Windows**. Due to Manim Slide's exposed API being very minimal, and the variety of tests that are performed, this tool can be considered stable over time.

New releases are very frequent, as they mostly introduce enhancements or small documentation fixes, and the command-line tool automatically notifies for new available updates. Therefore, regularly updating Manim Slides is highly recommended.

Statement of Need

Similar tools to Manim Slides also exist, such as its predecessor, manim-presentation (Galatolo, 2021), or the web-based alternative, Manim Editor (Besch, 2022), but none of them provide the documentation level nor the amount of features that Manim Slides strives to. This work makes the task of presenting Manim content in front of an audience much easier than before, allowing presenters to focus more on the content of their slides, rather than on how to actually present them efficiently.

Target Audience

Manim Slides was developed with the goal of making educational content more accessible than ever. We believe that researchers, professors, teaching assistants and anyone else who needs to teach scientific content can benefit from using this tool. The ability to pace your presentation yourself is essential, and Manim Slides gives you that ability.

A Need for Portability

One of the major concerns with presenting content in a non-standard format (i.e., not just a plain PDF) is the issue of portability. Depending on the programs available, the power of the target computer, or the access to the internet, not all solutions are equal. From the same configuration file, Manim Slides offers a series of solutions to share your slides, which we discuss on our [Sharing your slides](#) page.

Comparison with manim-presentation

Starting from Galatolo (2021)'s original work, Manim Slides now provides numerous additional features. A non-exhaustive list of those new features is as follows:

- ManimGL compatibility;
- playing slides in reverse;
- exporting slides to HTML and PowerPoint;
- 3D scene support;
- multiple key inputs can map to the same action (e.g., useful when using a pointer);
- optionally hiding mouse cursor when presenting;
- recording your presentation;
- multiple video scaling methods (for speed-vs-quality tradeoff);
- and automatic detection of some scene parameters (e.g., resolution or background color).

The complete and up-to-date set of features Manim Slide supports is available in the [online documentation](#). For new feature requests, we highly encourage users to [create an issue](#) with the appropriate template.

Acknowledgements

We acknowledge the work of Galatolo (2021) that paved the initial structure of Manim Slides with the manim-presentation Python package.

We also acknowledge Grant Sanderson for his tremendous work on Manim, as well as the Manim Community contributors.

Finally, we also acknowledge contributions from the GitHub contributors on the Manim Slides repository.

References

- Besch, C. (2022). Web presenter for mathematical animations using manim. In *GitHub repository*. GitHub. https://github.com/ManimCommunity/manim_editor
- Galatolo, F. (2021). Tool for live presentations using manim. In *GitHub repository*. GitHub. <https://github.com/galatolofederico/manim-presentation>
- Hattab, H. E. (2022). The HTML presentation framework. In *GitHub repository*. GitHub. <https://github.com/hakimel/reveal.js>
- Sanderson, G. (2018). *Q&A with Grant Sanderson (3blue1brown)*. YouTube. https://www.youtube.com/watch?v=Qe6o9j4IjTo/&ab_channel=3Blue1Brown
- Sanderson, G. (2022). Animation engine for explanatory math videos. In *GitHub repository*. GitHub. <https://github.com/3b1b/manim>
- The Manim Community Developers. (2022). *Manim – Mathematical Animation Framework* (Version v0.17.2). <https://www.manim.community/>